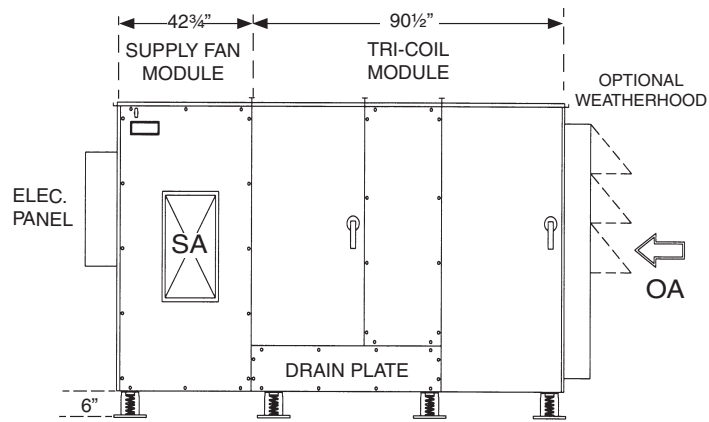
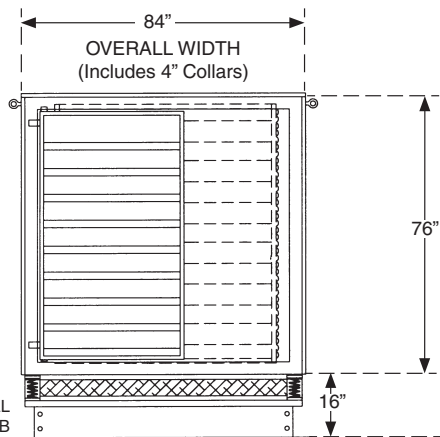


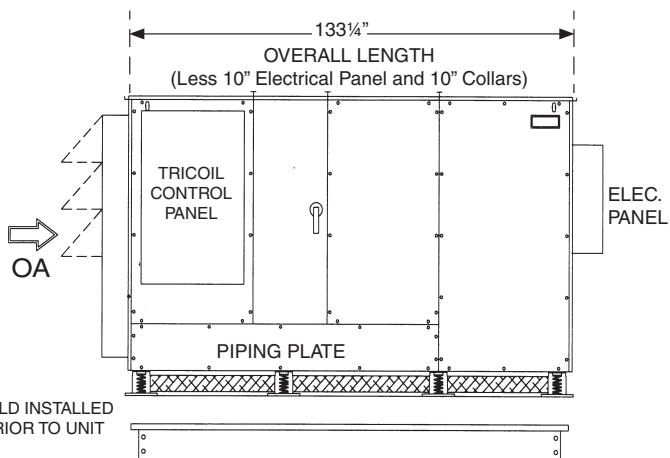
**SUPPLY END**



**SUPPLY SIDE**



**EXHAUST END**



**EXHAUST SIDE**

## SUPPLY FAN PERFORMANCE AND MOTOR SELECTION GUIDE

(Intersect CFM with external static pressure to determine fan h.p.)

CFM	OUTLET VEL. FPM		0.5 ESP	1.0 ESP	1.5 ESP	2.0 ESP	2.5 ESP	3.0 ESP	3.5 ESP
7000	2029	RPM	1229	1302	1372	1440	1507	1571	N/A
		BHP	4.28	4.97	5.67	6.4	7.17	7.95	
		hp	5	7.5	7.5	7.5	10	10	
7250	2101	RPM	1277	1347	1415	1481	1546	N/A	N/A
		BHP	4.8	5.5	6.24	6.99	7.78		
		hp	7.5	7.5	7.5	10	10		
7500	2174	RPM	1316	1383	1449	1514	1576	N/A	N/A
		BHP	5.26	5.97	6.73	7.52	8.3		
		hp	7.5	7.5	10	10	10		
7750	2246	RPM	1347	1413	1477	1540	N/A	N/A	N/A
		BHP	5.66	6.41	7.17	7.97			
		hp	7.5	7.5	10	10			
8000	2319	RPM	1386	1450	1512	1573	N/A	N/A	N/A
		BHP	6.17	6.94	7.72	8.54			
		hp	7.5	10	10	10			

hp	208	240	480
5	14.0	12.7	6.4
7.5	21.0	19.0	9.5
10	27.3	24.7	12.3

	208	240	480
Damper Motor (ea.)	0.75	0.75	0.50
TRICOIL Pump Motor	3.00	3.00	3.00
Hot Water Modulating Ball-Valve	0.20	0.20	0.10
Temperature Sensor (ea.)	0.50	0.50	0.25
Lights and Receptical	12.00	12.00	6.00
Variable Frequency Drive for Fan (ea.)	0.50	0.50	0.25
Variable Frequency Drive for TRICOIL	0.25	0.25	0.15

Performance numbers are based on optimum conditions. Consult factory for precise performance.